City of Huntsville, Texas - FY 2014 Division Overtime Report YTD
As of June 2014
Payroll #: 20 of 26 = **77%**

Overtime $'s Report - FY 2014

Division	Budget	YTD Actual	% of Total $	% of Full Yr
Charter Offices	$ 200	$ 32	0.01%	15.94%
Administrative Services	$ 500	$ 714	0.28%	142.78%
Finance	$ 7,800	$ 4,163	1.62%	53.37%
Community Services	$ 48,477	$ 30,262	11.78%	62.43%
Public Works	$ 31,400	$ 12,354	4.81%	39.34%
Public Utilities	$ 196,400	$ 114,117	44.43%	58.10%
Public Safety (Police)	$ 134,502	$ 72,435	28.20%	53.85%
Public Safety (Fire)	$ 39,075	$ 22,660	8.82%	57.99%
Tourism & Cultural Services	$ -	$ 112	0.04%	0.00%
	$ 458,354	**$ 256,849**	**100%**	**56.04%**

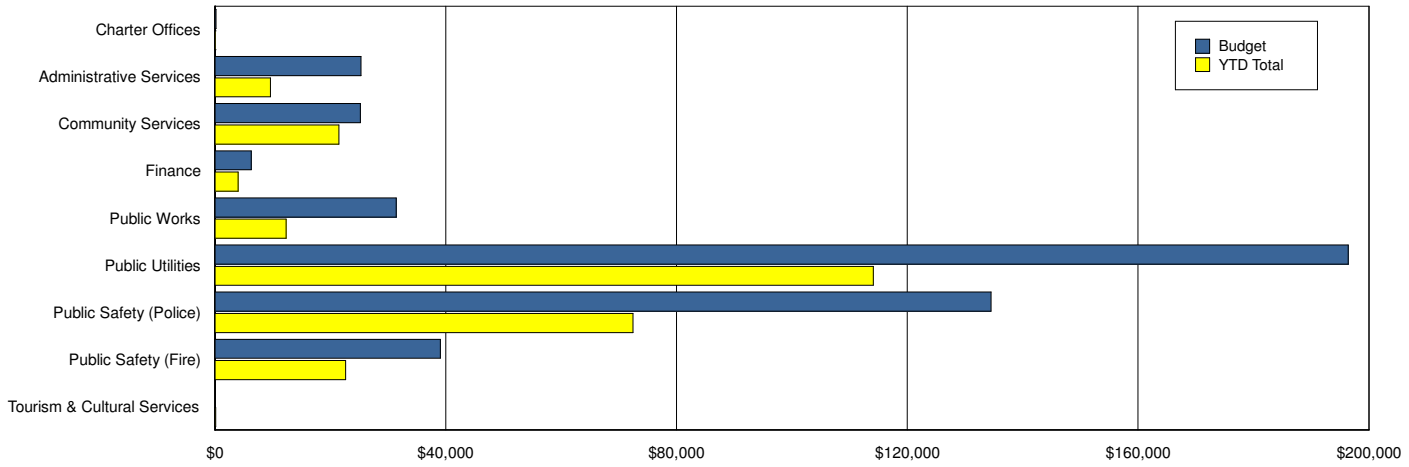

Overtime Hours Report - FY 2014

Charter Offices	2
Administrative Services	42
Community Services	1,227
Finance	152
Public Works	490
Public Utilities	4,533
Public Safety (Police)	2,370
Public Safety (Fire)	732
Tourism & Cultural Services	8
	9,553

YTD Hours Worked

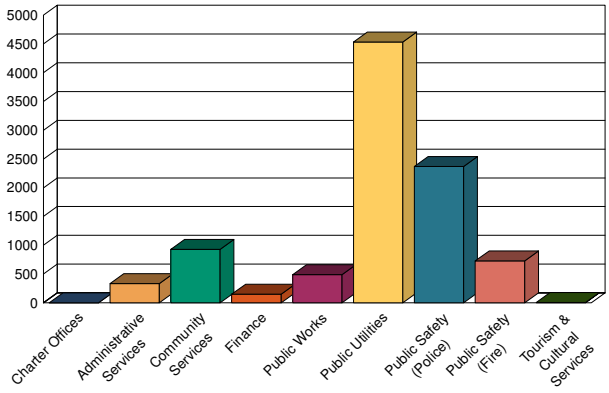
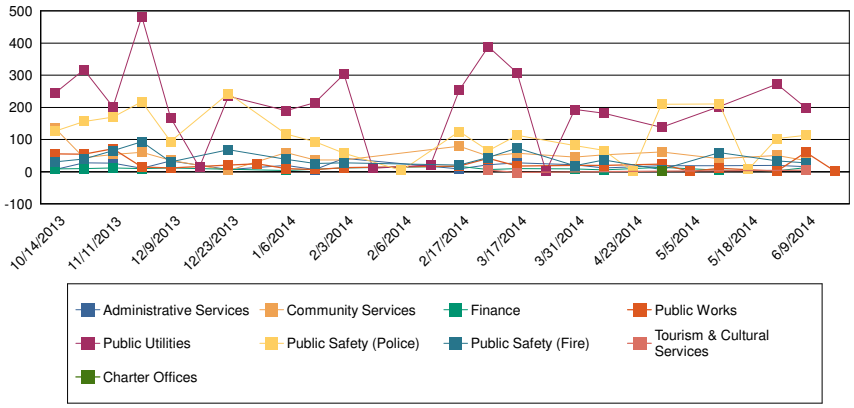
OT Hours - Seasonality