City of Huntsville, Texas - FY 2013 Division Overtime Report YTD
As of February 2013

Payroll #: 11 of 26 **= 42%**

Overtime $'s Report - FY 2013

Division	Budget	YTD Actual	% of Total $	% of Full Yr
Charter Offices	$ -	$ 190	0.15%	0.00%
Administrative Services	$ -	$ 506	0.39%	0.00%
Finance	$ 2,300	$ 1,932	1.51%	84.00%
Community Services	$ 56,100	$ 14,705	11.46%	26.21%
Public Works	$ 38,100	$ 7,773	6.06%	20.40%
Public Utilities	$ 213,058	$ 50,176	39.09%	23.55%
Public Safety (Police)	$ 151,100	$ 41,632	32.43%	27.55%
Public Safety (Fire)	$ 49,075	$ 11,449	8.92%	23.33%
	$ 509,733	**$ 128,364**	**100%**	**25.18%**

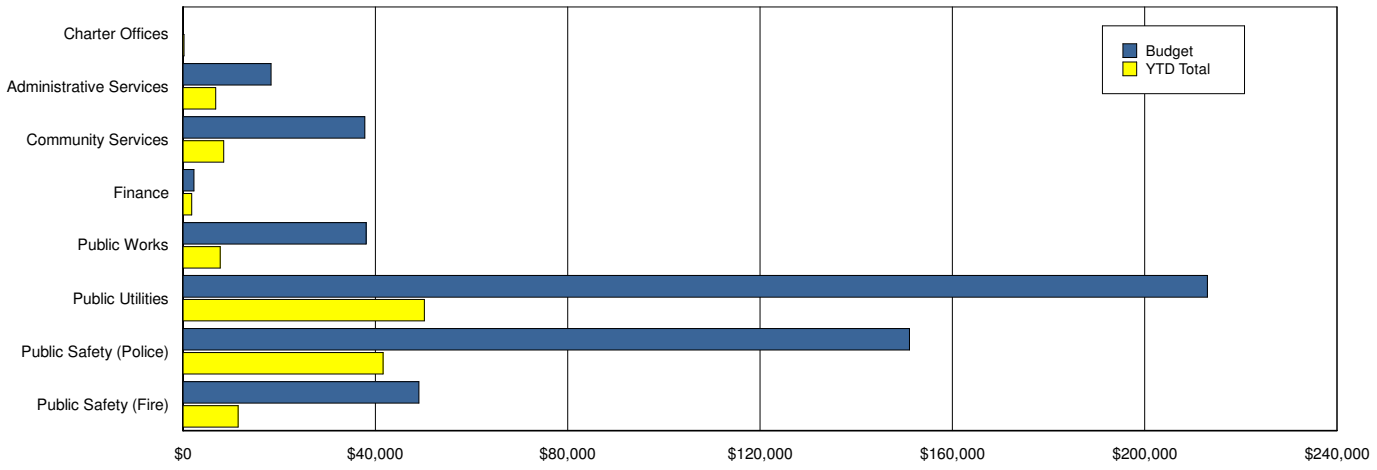

Overtime Hours Report - FY 2013
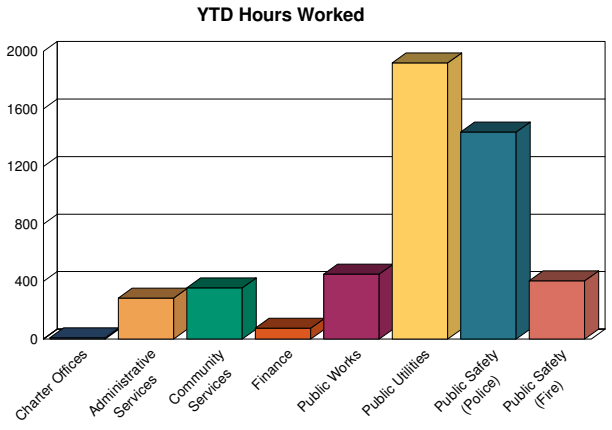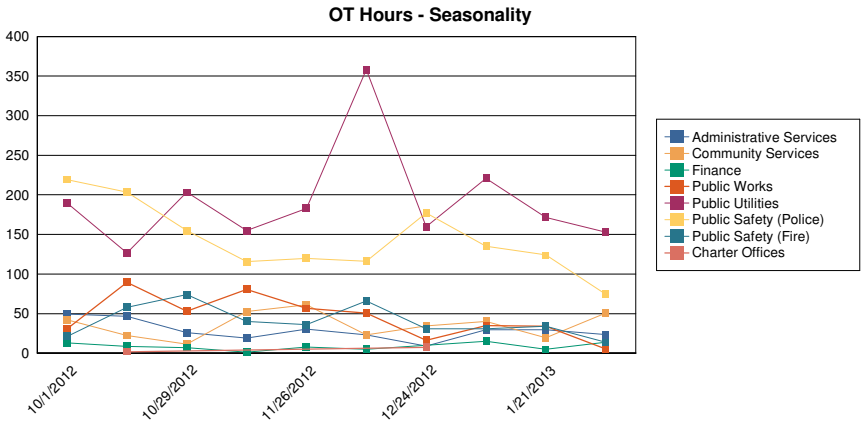
Charter Offices	9
Administrative Services	27
Community Services	616
Finance	76
Public Works	451
Public Utilities	1,921
Public Safety (Police)	1,440
Public Safety (Fire)	405
	4,944