City of Huntsville, Texas - FY 2011 Division Overtime Report YTD
As of January 2011
Payroll #: 9 of 26 **34%**

Overtime $'s Report - FY 2011

Division	Budget	YTD Actual	% of Total $	% of Full Yr
Charter Offices	$ 2,500	$ 278	0.21%	11.14%
Administrative Services	$ 3,600	$ 816	0.61%	22.67%
Finance	$ 9,300	$ 1,419	1.06%	15.26%
Community Services	$ 31,300	$ 16,044	11.98%	51.26%
Public Works	$ 36,900	$ 8,368	6.25%	22.68%
Public Utilities	$176,036	$ 60,571	45.22%	34.41%
Public Safety (Police)	$145,000	$ 36,408	27.18%	25.11%
Public Safety (Fire)	$ 35,000	$ 10,038	7.49%	28.68%
Tourism & Cultural Services	$ 800	$ -	0.00%	0.00%
	$440,436	**$133,941**	**100%**	**30.41%**

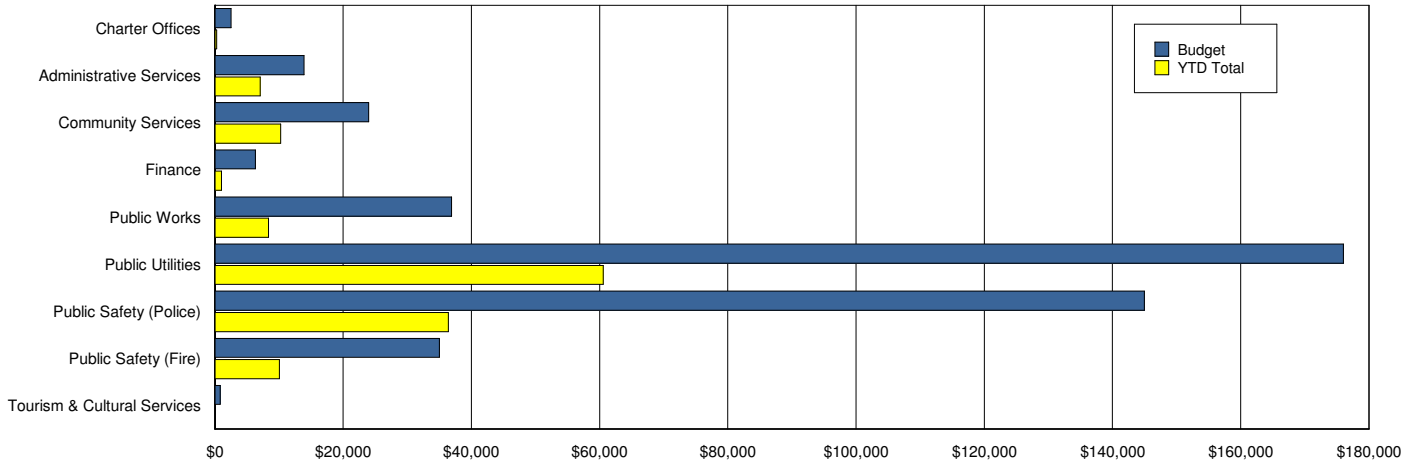

Overtime Hours Report - FY 2011

Charter Offices	14
Administrative Services	276
Community Services	548
Finance	40
Public Works	345
Public Utilities	2,565
Public Safety (Police)	1,240
Public Safety (Fire)	347
	5,374

YTD Hours Worked

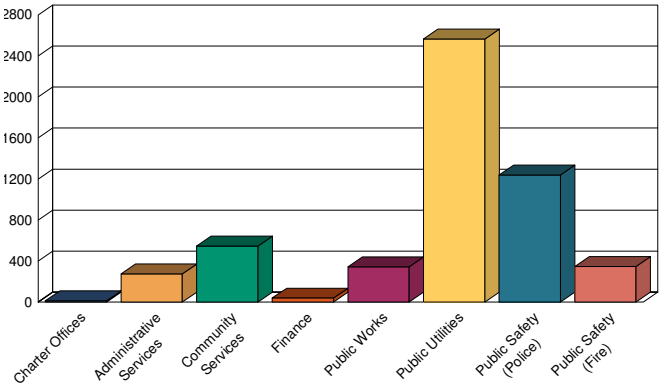
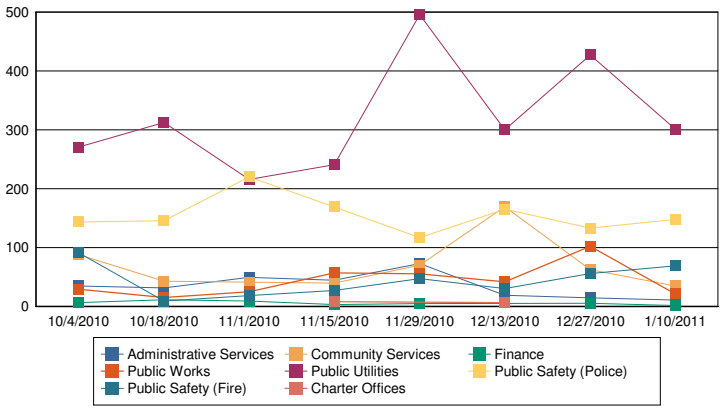
OT Hours - Seasonality